

Mortgage Assistance *Alabama* Program Update

Data from February 21st, 2024



Current Program Highlights

\$109,495,705

Total Funding

6222

Households Assisted

\$98,817,642

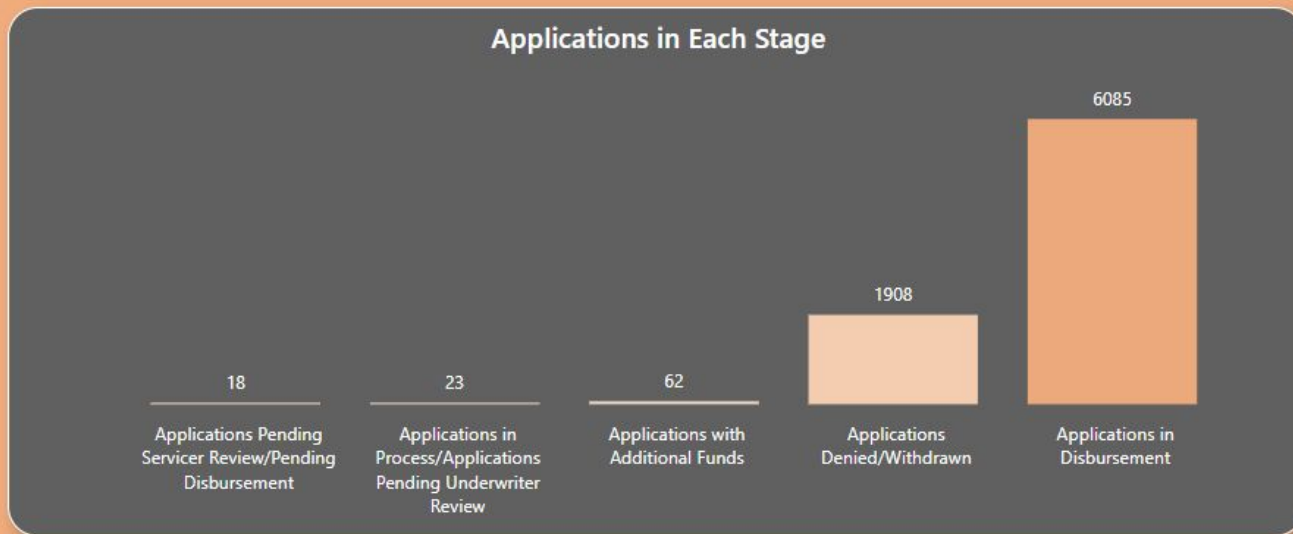
Funds Disbursed

\$100,925,299

Obligated Funds

Data in this report may fluctuate week over week based on applicant and servicer responses to information requests.

Current Processing Status



Data in this report may fluctuate week over week based on applicant and servicer responses to information requests.

Payment Details

Assistance Paid (By Type)	Applications with Payment Issued	Average Assistance Paid	Total Payments Issued
Mortgage Reinstatements	5205	\$5,903	\$30,725,151
Ongoing Monthly Assistance	5738	\$7,660	\$43,951,987
Loan Modification	1	\$50,000	\$50,000
Lien Extinguishment	779	\$30,925	\$24,090,505
Total	6222	\$15,877	\$98,817,642
Data in this report may fluctuate week over week based on applicant and servicer responses to information requests.			

Projected Coverage

Year	Month	Remaining in Program	No Longer in the Program	% of Households No Longer in the Program
2023	April	2965	705	0.12
2023	May	3039	1012	0.18
2023	June	2920	1519	0.26
2023	July	2923	2084	0.36
2023	August	2631	2735	0.48
2023	September	2423	3130	0.54
2023	October	2132	3498	0.61
2023	November	1752	3919	0.68
2023	December	1383	4317	0.75
2024	January	816	4909	0.85
2024	February	458	5280	0.92
2024	March	267	5487	0.95
2024	April	179	5575	0.97
2024	May	123	5631	0.98
2024	June	88	5666	0.98
2024	July	53	5701	0.99
2024	August	27	5727	1.00
2024	September	10	5744	1.00
2024	October	9	5745	1.00
2024	November	8	5746	1.00
2024	December	6	5748	1.00
2025	January	3	5751	1.00
2025	February	2	5752	1.00
2025	March	0	5754	1.00

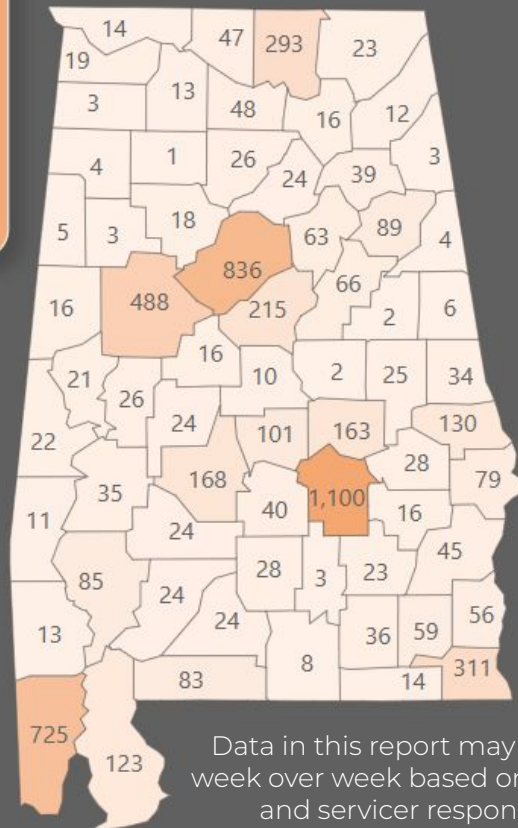
Data in this report may fluctuate week over week based on applicant and servicer responses to information requests.

Program Utilization by County

Property County	Applicant
Montgomery	1,100
Jefferson	836
Mobile	725
Tuscaloosa	488
Houston	311
Madison	293
Shelby	215
Dallas	168
Elmore	163
Lee	130
Baldwin	123
Autauga	101
Calhoun	89
Clarke	85
Escambia	83
Russell	79
Talladega	66
St. Clair	63
Dale	59
Henry	56
Morgan	48
Limestone	47
Barbour	45
Lowndes	40
Etowah	39
Coffee	36
Marengo	35
Chambers	34
Butler	28
Macon	28

Property County	Applicant
Cullman	26
Hale	26
Tallapoosa	25
Blount	24
Conecuh	24
Monroe	24
Perry	24
Wilcox	24
Jackson	23
Pike	23
Sumter	22
Greene	21
Colbert	19
Walker	18
Bibb	16
Bullock	16
Marshall	16
Pickens	16
Geneva	14
Lauderdale	14
Lawrence	13
Washington	13
DeKalb	12
Choctaw	11
Chilton	10
Covington	8
Randolph	6
Lamar	5
Cleburne	4
Marion	4

Property County	Applicant
Cherokee	3
Crenshaw	3
Fayette	3
Franklin	3
Clay	2
Coosa	2
Winston	1



Data in this report may fluctuate week over week based on applicant and servicer responses to information requests.

Homeowner Demographics

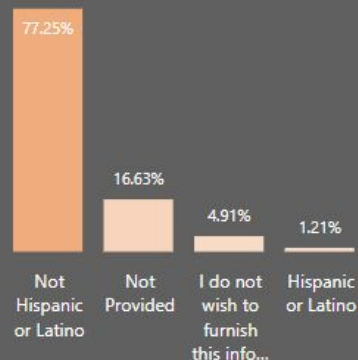
465

Veterans

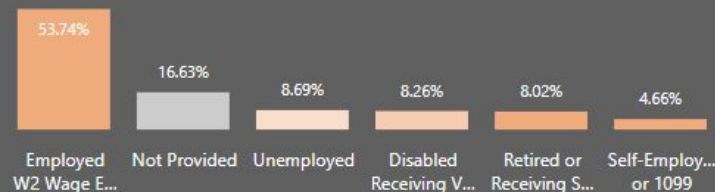
Homeowner Race



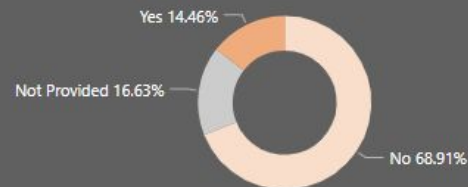
Homeowner Ethnicity



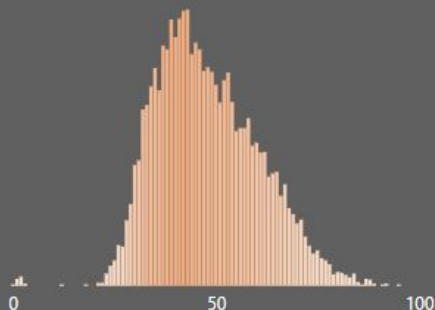
Homeowner Employment Status



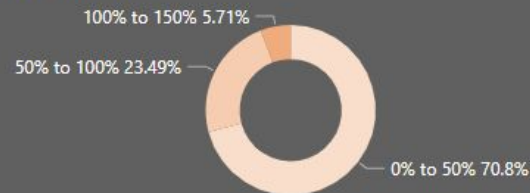
Homeowner Disability Status



Homeowner Ages



Homeowner AMI %



Data in this report may fluctuate week over week based on applicant and servicer responses to information requests.

Who are the Participating Servicers?

No New Servicers This Week

For the full list of Participating Servicers please visit:

<https://mortgageassistanceal.com/resources>